

Part 2



Carrot Patch Small

This patch uses the tapestry crochet method.

Make 2 the same using White/Orange/Green

Tension

13 sts x 15 rows worked in dc to measure 10cmx10cm using 6mm crochet hook, or hook required to meet stated tension.



This patch should measure 10cmx20cm.

Using 6mm hook and White, ch 12.

Row 1 (RS)

1dc in second ch from hook (skipped 1ch does not count as a st), 1dc in each st across, turn. [11 dc]

Continue to follow the tapestry crochet chart for a single carrot to Row 27.

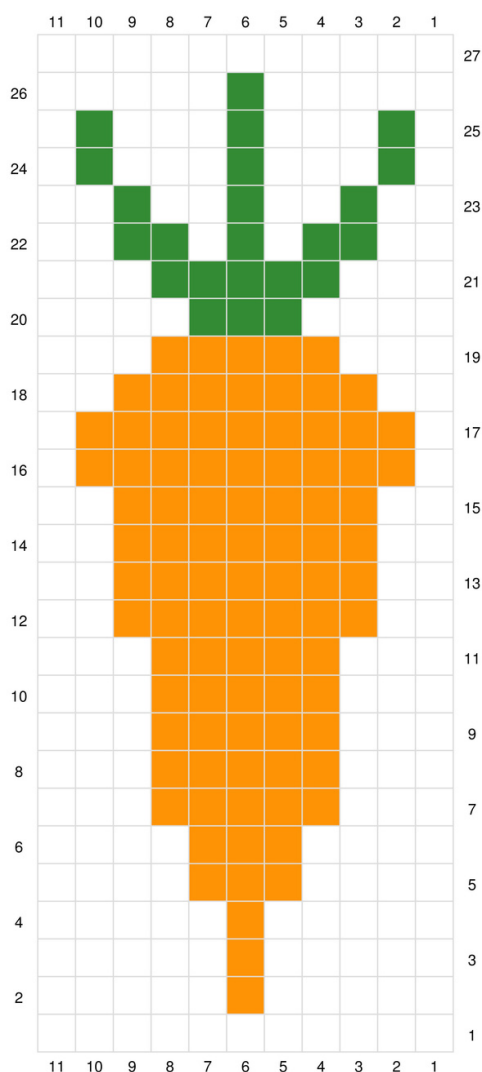
Fasten off and weave in ends.

Border

With RS facing, attach White with ss to first st in top right corner, 1ch, 1dc in each st across top, 1ch, turn to work down the left side, 1dc in each row end, 1ch, 1dc in each ch across bottom, 1ch, turn to work up the right side, 1dc in each row, 1ch, ss to first st to join. [76 dc]

Fasten off and weave in ends.

Block to 10cm x 20cm.



- With White, 1dc
- With Orange, 1dc
- With Green, 1dc



Carrot Patch Large

This patch uses the tapestry crochet method.

Make 1 in White/Orange/Green

Tension

13 sts x 15 rows worked in dc to measure 10cmx10cm using 6mm crochet hook, or hook required to meet stated tension.

This patch should measure 40cmx20cm.



Using 6mm hook and White, ch 48.

Row 1 (RS)

1dc in second ch from hook (skipped 1ch does not count as a st), 1dc in each st across, turn. [47 dc]

Continue to follow the tapestry crochet chart for three carrots to Row 27.


Fasten off and weave in ends.

Border

Work as per Carrot Patch Small instructions. [148 dc]

Fasten off and weave in ends.

Block to 40cm x 20cm.



This pattern has been designed by Helen Anderson for Hobbycraft.
This pattern is for personal use only, not to be resold, or reproduced.

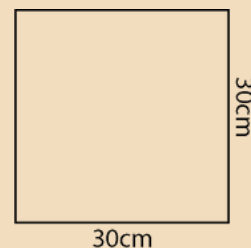
Bobble Patch

Make 1 in Denim Saxe/Soft Green/Magenta

Where more than one colour is used in a row, carry unused yarn along the top of the existing sts, trapping it with the yarn in use when making new sts.

Tension

12 sts x 10 rows worked in the bobble patch pattern repeat to measure 10cmx10cm using 6mm crochet hook, or hook required to meet stated tension. This patch should measure 30cmx30cm.



Special Stitches - see pattern notes

Using 6mm hook and Denim Saxe, ch 35.

Row 1 (RS)

1htr in second ch from hook (skipped 1ch does not count as a st), 1htr, (with Soft Green, 2htr, with Denim Saxe, 5htr) four times, with Soft Green, 2htr, with Denim Saxe, 2htr, turn. [34 htr]

Row 2 (WS)

With Denim Saxe, 1ch, 2htr, (with Soft Green, 2htr, with Denim Saxe, 5htr) four times, with Soft Green, 2htr, with Denim Saxe, 2htr, turn.

Row 3

Rep Row 2. Fasten off Soft Green.

Row 4

With Denim Saxe, 1ch, 6dc, (with Magenta, 1bobble, with Denim Saxe, 6dc) four times. Fasten off Magenta. [30 dc, 4 bobbles]

Rows 5-24

(Rep Row 2 three times, rep Row 4 once) five times fastening off Soft Green and Magenta when needed.

Rows 25-27:

Rep Row 2 three times. Fasten off Soft Green.

Row 28

With Denim Saxe, 1ch, 1dc in each st across.

Fasten off and weave in ends.

Border

With RS facing, attach White with ss to first st in top right corner, 1dc in each st across the top, 1ch, turn to work down the left side, (1dc in next row end, 2dc in next row end) fourteen times, 1ch, 1dc in every ch across bottom, turn to work up the right side, (1dc in next row end, 2dc in next row end) fourteen times, 1ch, ss to first st to join. [152 dc]

Fasten off and weave in ends.

Block to 30cm x 30cm.

